

PHILIPS

User manual  
產品手冊

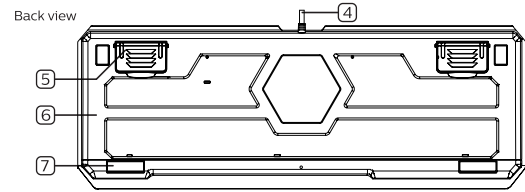
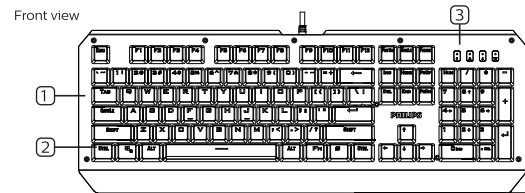
# SPK8413

Wired mechanical gaming keyboard  
有線機械遊戲鍵盤

User manual  
English  
產品手冊  
中文



## Functional overview



- ① Cover
- ② Keycap
- ③ Indicator light
- ④ Wire
- ⑤ Tripod
- ⑥ Bottom cover
- ⑦ Foot pad

1

## Product description

- Double injection key cap, durable, never rub off, multiple color to option.
- Heavy keyboard, and the key response sensitive, key route: 2.0mm.
- Mechanical switch design, key life up to 60 million times, durable and excellent feel.
- Backlight in Key cap and gap, uniform color. Rainbow or single light can be optional.
- Support 6 keys and N keys mode optional, password of online banking input is not affected.
- Intelligent sleep mode: the host goes into dormancy or standby mode, the backlight function is closed, and the host can resume the previous mode after starting.
- Support plug switch design, you can change shaft body according to your own preferences (optional).
- AULA original national patent: the second generation technology of dustproof and waterproof design (optional).
- Humanized design, add a series of common shortcut function keys with Fn key to use.

## Install

Plug and play  
The Wired mechanical keyboard supports plug and play, and after the USB connection, the computer will automatically detect the keyboard, without driving or CD.

2

## Specification

Fn+	F1	F2	F3	F4	F5	F6
shortcut function	My computer	search	calculator	Open player	Prev song	Next song
Fn+	F7	F8	F9	F10	F11	
shortcut function	Play/Pause	Stop	Mute	Volume down	Volume up	
Fn+	WIN-L	↑	↓	←	→	
shortcut function	Lock WIN	Brightness+	Brightness-	Speed-	Speed+	
Fn+	INS	PrtScr	ScrLck	Home	End	
shortcut function	Functional mode switching	6 Keys Anti-ghosting	All keys Anti-ghosting	Custom backlight recording key	Custom backlight storage key	

## Record and storage custom mode key

- FN+Home = record key
- FN+End = storage key
- Press FN+9 or FN+0 to enter the corresponding custom mode, then press FN+Home to enter the custom stippling recording state.
- Press any key that needs to be turned on or off to the specified state. After setting, press FN+End for storage.

3

## The light pattern

Flowing light, ripple light, always-on light, single light, synchronous breathing light, ASDW ↑ ↓ ← → ESC keys always-on, never-ending light, sideways transform light, Snake-like marquee.

Pre-recorded gaming light effects of the light pattern.

- FN+1=game mode 1 (FPS) - ASDW ↑↓←→ ESC
- FN+2=game mode 2 (CF) - ASDW Ctrl-L Shift-L Alt-L Space
- FN+3=game mode 3 (COD) - QWERTASDFGCV1-7 Ctrl-L Shift-L
- FN+4=game mode 4 (RTS) - QWERTASDFGCV1-7 Ctrl-L Shift-L Alt-L
- FN+5=game mode 5 (LOL) - QWER DGFVB Ctrl-L Alt-L Tab Space ~ 1-6 Esc
- FN+6=game mode 6 (Car Race) - ASDWR ↑↓←→ Ctrl-L Shift-L Alt-L
- FN+7=game mode 7 (NBA) - AFSWRE Space ↑↓←→ ZXCV 1234 Shift-L Ctrl-L Alt-L
- FN+8=game mode 8 (LOL) - QWERDFB 1-6
- FN+9=custom mode 1 - self design
- FN+0=custom mode 2 - self design

4

## Specification

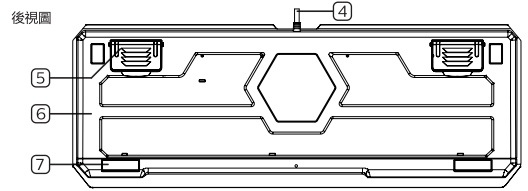
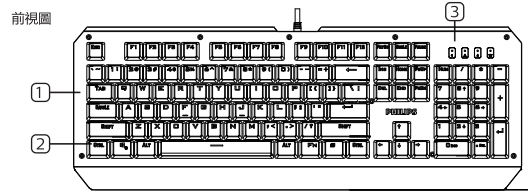
- Transmission: wired USB
- Number of button: 104 US/ 105 UK
- Button stroke: 4.0mm
- Key force: 60±10g
- Key life: 60 million times
- Rated voltage/current: DC 5V/ <280mA
- System requirements: Windows®7 / 8.1 & 10
- Product size: 450.5(L)×163.7(W)×42(H)±0.5mm
- Product weight: 950g±5g

## Package contents

- Wired mechanical keyboard
- Instruction book
- Warranty card

5

## 功能概述



- ① 面蓋
- ② 鍵帽
- ③ 指示燈
- ④ 線材
- ⑤ 腳架
- ⑥ 底蓋
- ⑦ 腳墊

6

## 產品描述

- 簡約的外形，穩重的外觀。
- 鍵帽採用雙色注塑工藝，經久耐用，不掉色。
- 鍵盤厚重，按鍵反應靈敏，觸發行程2.0mm。
- 採用機械軸設計，6000萬次按鍵壽命，經久耐用，手感極佳。
- 鍵帽和縫隙背光，色彩均勻，可選配單色或混色發光。
- 支持6鍵與N鍵模式自選，網銀密碼錄入不受影響。
- 具有智能休眠模式：主機進入休眠或待機狀態，背光功能關閉，主機啟動後恢復此前模式。
- 可根據玩家的喜好錄製燈光效果。
- 鍵盤人性化設計，與Fn配合增加一系列常用快捷功能按鍵。

## 安裝

即插即用  
有線機械鍵盤支持即插即用，與USB連接之後，電腦會自動偵測到鍵盤，無需驅動或者CD。

7

## 標準版快捷鍵說明

Fn+	F1	F2	F3	F4	F5	F6	F7
快捷功能	我的電腦	搜索	計算器	播放器	上一曲	下一曲	播放/暫停
Fn+	F8	F9	F10	F11	F12	WIN-L	↑
快捷功能	停止	靜音	音量減	音量加	鎖定/解鎖全鍵盤	鎖WIN	亮度+
Fn+	↓	←	→	INS	HOME	PGUP	DEL
快捷功能	亮度-	速度-	速度+	常亮	點彩奪目	花瓣當貴	隨波逐流
Fn+	PGDN	End	ESC	PRT	SCR		
快捷功能	繁瑣點點	川流不息	斜拉變幻	正弦光波	自定义背光錄製/儲存鍵	恢復默認常亮	6鍵無衝突
							全鍵無衝突

## 自定義模式按鍵錄製存儲

- FN+End = 錄製鍵/存儲鍵
- 按FN+9或FN+0進入相應自定義模式後，按FN+End進入自定義點彩錄製狀態。按任意需要亮起或熄滅的鍵至指定狀態，完成設定後，按FN+End進行存儲即可。
- 按FN+ESC清除燈光錄製，恢復常亮模式。

8

## 燈光模式

- 每種燈效鍵按4下分別對應4種燈效。  
燈光模式預錄製遊戲燈效：
- FN+1=遊戲模式1 (FPS) - ASDW ↑↓←→ ESC 亮
  - FN+2=遊戲模式2 (CF) - ASDW Ctrl-L Shift-L Alt-L Space
  - FN+3=遊戲模式3 (COD) - QWERTASDFGCV1-7 Ctrl-L Shift-L 亮
  - FN+4=遊戲模式4 (RTS) - QWERTASDFGCV1-7 Ctrl-L Shift-L Alt-L 亮
  - FN+5=遊戲模式5 (LOL 全) - QWER DGFVB Ctrl-L Alt-L Tab Space ~ 1-6 Esc 亮
  - FN+6=遊戲模式6 (Car Race) - ASDWR ↑↓←→ Ctrl-L Shift-L Alt-L 亮
  - FN+7=遊戲模式7 (NBA) - AFSWRE Space ↑↓←→ ZXCV 1234 Shift-L Ctrl-L Alt-L 亮
  - FN+8=遊戲模式8 (LOL 簡) - QWERDFB 1-6
  - FN+9=自定義模式1 - self design
  - FN+0=自定義模式2 - self design

9

## 規格

- 傳輸方式：有線USB
- 按鍵數：104 US/ 105 UK
- 按鍵行程：4.0mm
- 按鍵力度：60±10g
- 按鍵壽命次數：6,000萬次
- 額定電壓/電流：DC 5V / <280mA
- 系統需求：Windows®7/8.1 & 10
- 產品尺寸：450.5(L)×163.7(W)×42(H)±0.5mm
- 產品重量：950g±5g

## 包裝內容

- 有線機械鍵盤
- 說明書
- 保修卡

10



© 2018 Koninklijke Philips N.V. All rights reserved.  
Specifications are subject to change without notice.  
Philips and the Philips Shield Emblem are registered trademarks of Koninklijke Philips N.V. and are used under license from Koninklijke Philips N.V.  
Made in China  
中國製造  
Through the following website, register your product in order to get support: www.philips.com/welcome  
Execution Standard: GB/T26245-2010  
Manufacturer: Dongguan Suzai Electronics Co., Ltd.  
Address: No. 1 Huang Street, Changlong Village, Huangjiang Town, Dongguan City, Guangdong, China

© 2018 Koninklijke Philips N.V. 保留所有權利。  
規格可能會更改，恕不另行通知。  
Philips 商標及 Philips 盾形商標均為 Koninklijke Philips N.V. 的註冊商標。  
此處所有許可的公司均可使用。  
中國製造  
通過以下網站，註冊您的產品以獲得支持  
www.philips.com/welcome  
執行標準：GB/T26245-2010  
製造商：東莞市蘇資電子有限公司  
地址：中國廣東省東莞市黃江鎮長龍村黃江街1號