

CONCORD
CONNECTING TOGETHER



LA5908

Remote Control

for A4GW50-A/LA5900 4G/Wi-Fi Alarm

User Manual

What's in the box?

- 1 x Remote Control
- 2 x CR2032 Batteries

Product Overview

1	LED Indicator
2	Arm
3	Disarm
4	Stay Arm (Home Mode)
5	Emergency Call



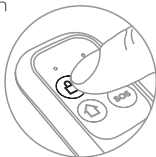
LED Status Indicator

LED Colour	Description
Red Flash Once	Arm/Disarm
Red Weak LED	Low Battery
Red Both Flash	SOS

Operation

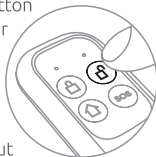
Arm

Press the arm button to arm the system before leaving your home, arming LED (left) flashes once, any detectors (in Normal Zone) triggered will activate the system to alarm immediately. The system simultaneously calls the preset phone numbers.



Disarm

Press the disarm button before entering your home, disarming LED (right) flashes once. Then you are able to move freely in your home without triggering the alarm. In the event of alarm, you can press this button to disarm the system and silence the siren.

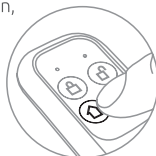


Mute Mode

Press stay arm button, then press arm or disarm button within 3 seconds to enter into arming or disarming state in mute mode without disturbing someone.


Stay Arm (Home Mode)

Press the stay button, arming LED (left) flashes once, the siren beeps once, system is in stay arm mode. The accessories in home mode are disarmed, this allows the user to move freely at home, while the rest of the system is fully armed, the accessories in normal zones will activate an immediate alarm when triggered.



Emergency Call

Once there's an emergency situation, no matter what state the alarm system is in, press SOS button once for help, both LED flashes once, the system immediately goes into an alarm condition and notify your family.



Specifications

Wireless Frequency:	433MHz
Wireless Range:	Up to 50m
Batteries:	2 x CR2032 (Included)
Dimensions:	70(H) x 37(W) x 12(D)mm



WARNING – KEEP BUTTON BATTERIES OUT OF REACH OF CHILDREN

- If swallowed a lithium button battery may lead to serious or fatal injury in as little as 2 hours, due to chemical burns and potential perforation of the oesophagus
- All button batteries must be kept away from children regardless if they are new or used.
- If you suspect your child has swallowed or inserted a button battery immediately call the 24-hour Poisons Information Centre on 13 11 26 (Australia) or 0800 764 766 (New Zealand) for fast, expert advice.
- If your child is having difficulty breathing contact 000 (Australia) or 111 (New Zealand).
- Dispose of used button batteries immediately and safely out of the reach of children. A battery can still be dangerous even when it can no longer operate the device.
- As soon as you have finished using a button battery, put sticky tape around both sides of it. This will make it harder for children to swallow the button battery and avoid the risk of the battery catching fire.
- Immediately dispose of button batteries immediately out of reach of children, or recycle using a child resistant container and take used cells to your local battery collection centre.

CONCORD

www.concordconnect.com.au