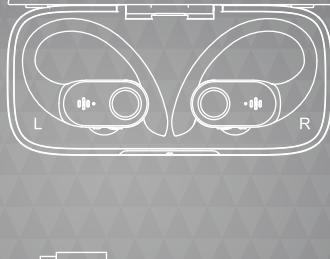
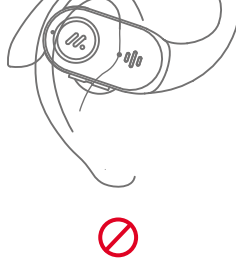





WHAT'S IN THE BOX



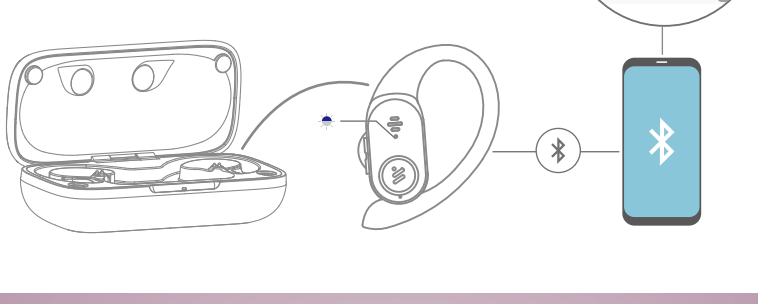
HOW TO WEAR



POWER ON & PAIRING



CONNECT TO DEVICE

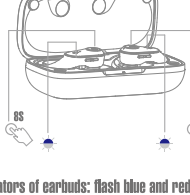


POWER OFF



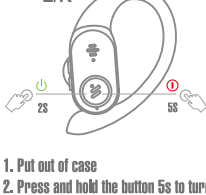
MANUAL CONTROLS

RESET



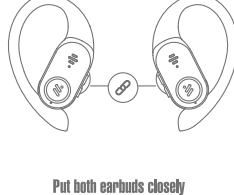
Indicators of earbuds: flash blue and red twice

POWER ON & OFF




1. Put out of case
2. Press and hold the button 5s to turn off
3. Press and hold button 2s to turn on the earbuds manually

CONNECTING

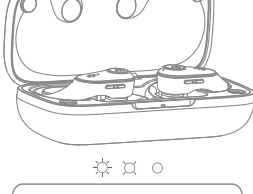


Put both earbuds closely

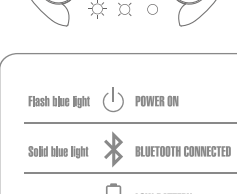
BUTTON CONTROLS



LED BEHAVIOR



Low Battery	Low Battery
Charging	Charging
Fully Charged	Fully Charged



Flash blue light	POWER ON
Solid blue light	BLUETOOTH CONNECTED
Flash red light	LOW BATTERY
Solid red light	CHARGING
Light off	FULLY CHARGED

LIFE TIME



24HR

6HR

TECH SPEC

- Bluetooth Version: V5.0
- Device ID: Flippods
- Input: DC 5V, 1A
- Charging Time: earbuds ≤ 1.5 Hours, charging case ≤ 2 Hours
- Standby Time: 120 Hours
- Earbud Battery: 2 x 50mAh
- Charging Case Battery: 3.7V, 500mAh
- Driver Size: 13mm x 2
- Bluetooth Range: 10m / 33ft
- Audio Code: SBC, AAC
- Support Protocols: A2DP, AVRCP, HFP, SPP

MESSAGE FROM THE SELLER

Thank you for purchasing DOSS Flippods. This user manual contains instructions for setting up your new Flippods with ease, so please read our guide carefully, and keep it for future reference.

For updates, promotions, and experience sharing, join our customer community.

@dossav @dossfans @dossdirect www.dossaudio.com support@dossav.com

1-833-275-3677 Mon-Fri 9AM-5PM PST (USA)