

Specifications

Power:	3.2W
Lumen:	400LM
LEDs:	SMD2835*30PCS (Front 28PCS+Back 2PCS)
Li-Ion Battery:	2000mAh/3.7V, 18650 Replaceable
Solar Panel:	2.3W, Mono-crystalline silicon
Working Mode:	3 different lighting modes
Detection Angle/Area:	120°/≤6m
Visible Distance:	7m
IP Degree:	IP65 Directional
Warranty:	24 months (battery 12 months warranty)
Lifespan:	35,000hrs
Installation Height:	≤4m

Features

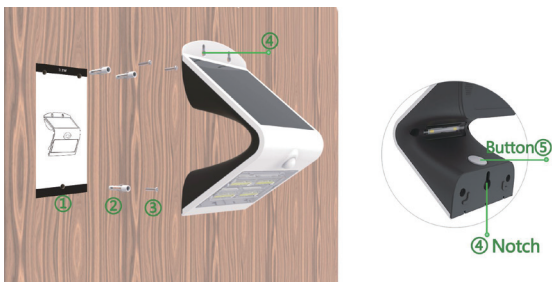
- Easy & quick installation
- No operational cost
- PIR sensor
- IP65 waterproof
- 6m detection range
- 3 working modes

Distributed by:
TechBrands by Electus Distribution Pty. Ltd.
320 Victoria Rd, Rydalmere NSW 2116 Australia
Ph: 1300 738 555
Int'l: +61 2 8832 3200
Fax: 1300 738 500
www.techbrands.com
Made in China



**400 Lumen Solar
Rechargeable Wall Light
SL-3514
User Manual**

Installation

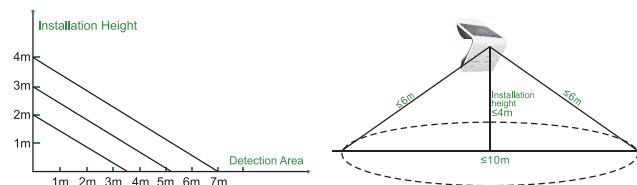


1. Please use the card to measure hole position correctly and drill 3 holes.
2. Fix 3 expansion plugs into the holes.
3. Fix 3 screws into the expansion plugs.
4. Insert the notch to the lower screw and fasten the whole lamp well.
5. Press the back button to adjust to the required working mode.

Notice

1. This is a solar powered lamp, install in a location where you get adequate sunshine.
2. Lighting time depends on sunshine duration and weather.
3. Lamp will light up automatically at dusk (see Working modes).
4. Battery is REPLACEABLE, 18650 LI-ion battery (3.7V, 2000mAh). Note polarity of cathode and anode while replacing batteries.
5. Once batteries are taken out and put back or replaced with new ones; make sure the solar panel receives adequate sun light to reboot lamp.
6. Do not dispose battery with household garbage.

Working Modes



Press the Button to adjust to different working mode:

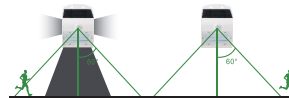
Press 1st time for Mode A. Press 2nd time for Mode B.
Press 3rd time for Mode C. Press 4th time for off.



Mode A: Automatically turns on at dusk ($<30\text{lux}$) and remains 20% bright for 5 hours after which it turns off.



Mode B: Automatically turns on to full brightness (400lm) when motion is detected in the range $\leq 6\text{m}$ and then turns to 3% brightness in 20sec if no motion.



Mode C: Automatically turns on to full brightness (400lm) when motion is detected in the range $\leq 6\text{m}$ and then turns off in 30sec if no motion.