

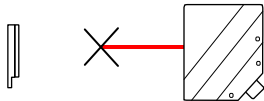
Pairing the Sensor and Optional Additional Speakers (SPK300):

Use one of the two methods below to pair the optional additional speaker with the sensor.

NOTE: The speaker included with the Wireless Entry Alert System DEA7WL is pre-paired with the sensor.

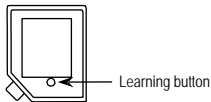
Method 1:

1. Use the included mode adjustment pin to press and hold the mode switch until you hear a long beep from speaker. This means the speaker is in the learning mode.
2. Trigger the sensor by breaking the beam. The speaker will beep once.
3. After 10 seconds, the speaker will make one long beep indicating successful pairing.




Method 2:

1. Remove the side panel of the sensor with the included small Phillips screwdriver.
2. Perform the point 1 of "Method 1" and then press sensor's learning button once. The speaker will beep once.
3. After 10 seconds, the speaker will make one long beep indicating successful pairing.



Clearing Memory:

1. Use the included mode adjustment pin to press and hold the mode switch until you hear a long beep and two short beeps after five seconds.
2. Release the mode button and the memory has been cleared.



IMPORTANT: When pairing additional speaker, release the mode switch immediately after two seconds and hearing the long beep. Pressing the mode switch for more than five seconds will delete the memory.